

## rqmicro.COUNT

### Taking Control of Microbiological Water Analysis

Rapid analysis for reliable risk control and monitoring



- ***Legionella* Detection**  
Quantification of live *Legionella* within 2 hours for actionable results
- **Total Cell Count Analysis**  
Assessment of total microbiological load for effective process control under 1 hour
- **Easy and Robust Platform**  
Standardized and automated sample preparation and analysis

CLICK HERE TO TAKE  
CONTROL



## rqmicro.COUNT rapid assays for different applications

### *Legionella*

### Total Cell Count

#### Water Utilities



- Control water reservoirs
- Monitor water treatment
- Expand your range of services
- ✓ Ensure water quality

- Surveil raw water
- Detect sudden contaminations
- Control water treatment steps
- ✓ Ensure water quality

#### Industry



- Monitor process water
- Detect outbreaks
- Optimize water treatment
- ✓ Reduce health risks and avoid facility shut down

- Measure bacterial growth
- Ensure consistent quality
- Detect contamination
- ✓ Improve quality and risk control

#### Facility Management



- Control water installations
- Find *Legionella* hotspots
- Check success of disinfection measures
- ✓ Improve safety and service for your clients

- Control water treatment installations
- Find contaminations
- ✓ Improve water quality and service for your clients

*“The kit presents a new technology emerging in environmental monitoring of Legionella with faster time to result, matrix independence, and good sensitivity.”*

*Inside Laboratory Management, AOAC International Jan/Feb 2021*



License No.: 052002  
for L.p. SG 1 Detect kit

*Operators of water systems and water labs benefit from actionable results that enable effective microbiological hygiene management.*

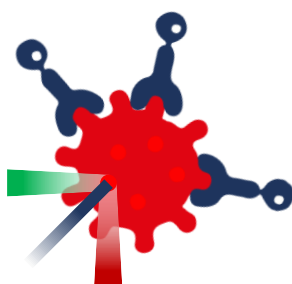
**Legionella** have been recognized as the biggest health burden among water pathogens. **Total Cell Count** is an established parameter to assess the total microbiological load of drinking and process water.

**rqmicro.COUNT** enables the on-site and in-lab analysis of bacteria on single-cell level. The system isolates target cells from samples using immunomagnetic separation and determines the cell concentration of viable cells using flow cytometry. Up to four samples can be processed in parallel. These high-end technologies have been limited to academic, research and development laboratories for the past 40 years and are now available for routine use.




## Science

rqmicro.COUNT technology has been developed in 12 years of research and development at rqmicro (rapid quantitative microbiology) and in collaboration with the Swiss Federal Institute of Technology (ETH) and Swiss Federal Institute of Aquatic Science and Technology (Eawag). Since more than 100 years analytical methods in water microbiology have seen little progress and are mainly based on cell cultivation. The method developed by rqmicro does not require cell cultivation due to the specific isolation of target cells and the high-performance optical detection. As a result, the method delivers results on single-cell level within hours instead of days.



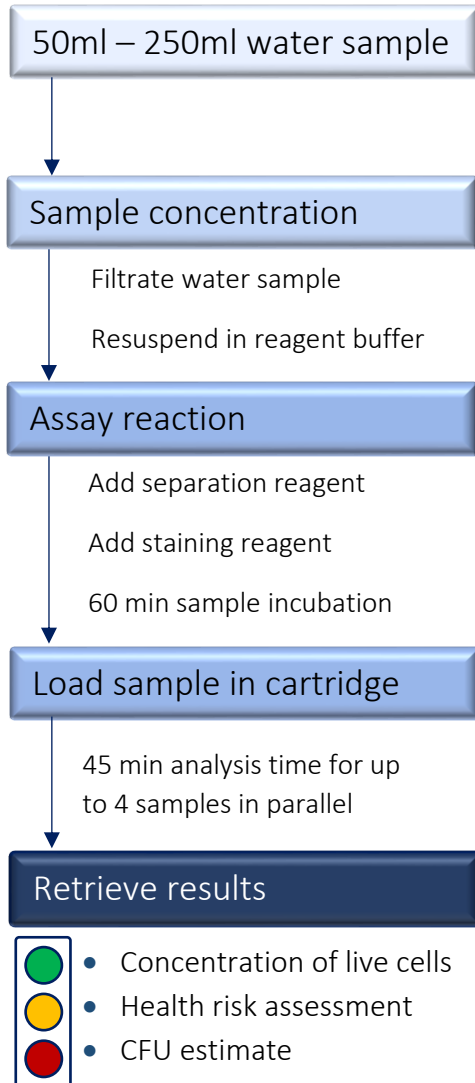
- **rqmicro method for the quantification of intact *Legionella* cells**
  1. Specific labelling  
Magnetic particles and fluorescent dyes bind to target cells
  2. Target cell isolation  
Automated isolation and concentration of cells on a single-use cartridge
  3. Single-cell analysis  
Flow cytometric counting and live/dead analysis of cells

- **rqmicro method for the total cell count measurement**
  1. Unspecific labelling  
Staining of bacterial cells with fluorescent dyes
  2. Single-cell analysis  
Flow cytometric counting of cells



## Workflow per method

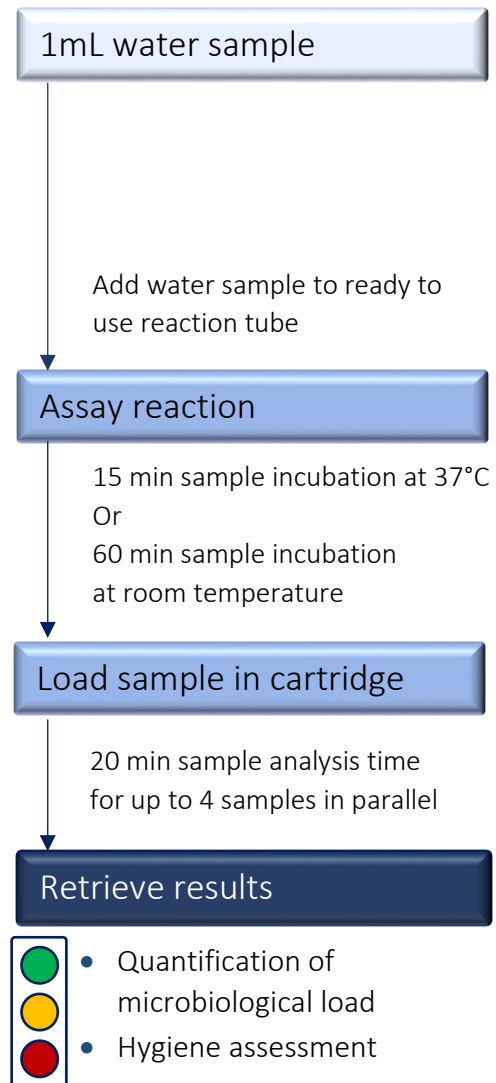
### *Legionella*



#### Performance

- Detection: *Legionella pneumophila* SG 1 - 15
- Matrixes: Potable and industrial process water
- Quantitative working range:  $10^2$  to  $10^6$  cells in 100 ml
- Hands on time per sample: 10 min
- Time to result: 2 hours

### Total Cell Count



#### Performance

- Detection: Total number of bacteria
- Matrixes: Potable and industrial process water
- Quantitative working range:  $10^2$  to  $10^7$  cells/ml
- Hands on time per sample: 2 min
- Time to result: 40 min

## rqmicro.COUNT features



### Rapid & Reliable

- Automated sample preparation and flow cytometric analysis within 60 min
- Parallel processing of up to 4 samples
- Actionable data based on the analysis of single cells including viability assessment

### Convenient & Portable

- Weight: 12kg
- Small Footprint: 24 x 22 cm
- Maintenance-free cartridge system
- No start-up/shutdown or cleaning cycles
- Self-calibrating optics
- Intuitive operation through a touch screen
- Portable device with small footprint



### Consistent & Unbiased

- Cartridge system:
  - no sample cross contamination
  - standardized sample purification and analysis
- Predefined instrument settings and analysis protocols

Product number	Product name
1200	rqmicro.COUNT
31110	<i>L.p.</i> SG 1 DETECT Kit (96 tests)
31210	<i>L.p.</i> SG 1-15 DETECT Kit (96 tests)
30010	Total Cell Count (TCC) (48 tests)

# MAKE WATER SAFE

*“The aim of rqmicro is to enable customers to take control over the microbiological situation in water systems. Reliable and quantitative data makes it possible to improve water management and risk control to make water safer and create value for the water industry.”*

*Dr. Hans-Anton Keserue, CEO of rqmicro*

## References

- Validation of the *Legionella pneumophila* SG1 DETECT Kit for Quantification of *Legionella pneumophila* Serogroup 1 Bacteria in Potable Waters, Process Waters and Surface Waters: AOAC Performance Tested Method SM 052002 (AOAC International, 2020)
- Aqua & Gas N° 6, 2020
- External Validation of rqmicro.COUNT for Bacterial Cell Count (White Paper; rqmicro, UKSH Kiel, 2020)
- Legionellen-Schnelltest kommt im Labor der Berliner Wasserbetriebe zum Einsatz (Aqua & Gas, No° 7/8, 2018)

Contact us:

**rqmicro® AG**  
Brandstrasse 24  
8952 Schlieren  
Switzerland

Tel: +41 44 512 51 51

E-Mail: [info@rqmicro.com](mailto:info@rqmicro.com)

**[www.rqmicro.com](http://www.rqmicro.com)**



**SIGN UP FOR FREE TRIAL!**